

Askari Islamic Asset Allocation Fund (Ticker: ASIAAF)

Managed by: Askari Investment Management

Overview: Askari Islamic Asset Allocation Fund was established under the Non Banking Finance Companies (Establishment and Regulation) Rules, 2013 (the NBFC Rules). It was registered under a Trust deed executed between Askari Investment Management Limited as the Management Company and MCB Financial Services Limited as the trustee on 26 August 2008. As per the offering document, the Fund shall invest in shariah compliant equities and debt securities and other shariah compliant instruments including shariah compliant securities available outside Pakistan as approved by the Shariah Advisor and SECP from time to time. The fund is listed on Islamabad Stock Exchange. M/s KPMG Taseer Hadi & Co. Chartered Accountants are the statutory auditors of the fund for the period.

Category

Open-End Islamic Asset Allocation

MFP Ranking - 1Yr

30-Jun-17 31-Dec-16

★★★ ★★★

Average Average

Mgt. Quality Rating

AM3+ By JCR-VIS

Performance Date

30-Jun-17

Risk / Return Analysis (1 yr)

Return

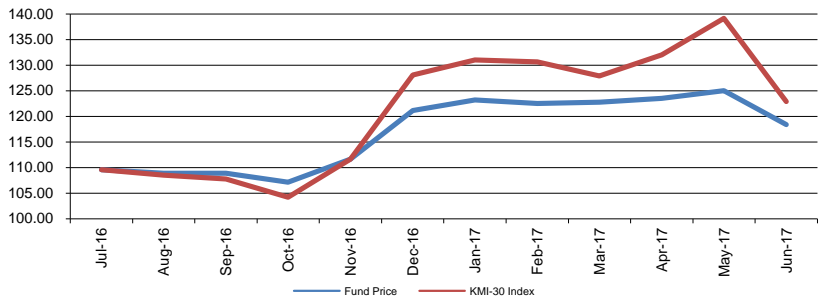
Excess Return*	7.01%
Peer Average	10.28%
Peer Maximum	21.67%
Peer Minimum	2.93%

Risk

Avg. Downside Risk	0.70%
Peer Average	0.60%
Peer Maximum	1.13%
Peer Minimum	0.15%

Peer Funds Count 10

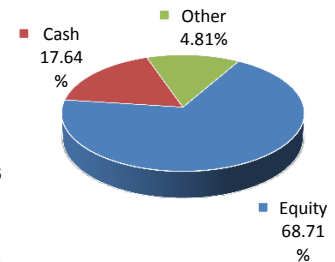
Fund Price vs. KMI-30 Index



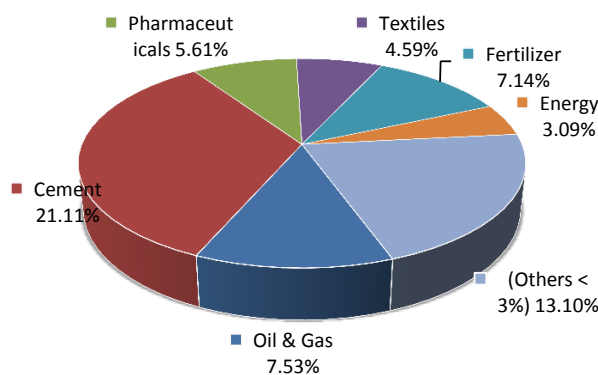
History

	30-Jun-15	31-Dec-15	30-Jun-16	31-Dec-16	30-Jun-17
MFP Ranking - 5Yr	MFR-2 Star	MFR-1 Star	MFR-1 Star	MFR-2 Star	MFR-2 Star
MFP Ranking - 3Yr	MFR-2 Star	MFR-1 Star	MFR-1 Star	MFR-1 Star	MFR-1 Star
MFP Ranking - 1Yr	MFR-2 Star	MFR-1 Star	MFR-1 Star	MFR-3 Star	MFR-3 Star
NAV (Rs.)	107.8	99.5	104.7	121.1	118.4
Fund Size (Rs. M)	145.1	142.5	141.8	138.1	110.0
Dividend (Rs.)	15.0	-	-	-	15.0
Bonus (%)	-	-	-	-	-
Revenues (Rs. M)	23.44	-8.89	0.84	22.29	10.56
Dividend Income	4.25	4.06	5.84	2.10	1.49
Realized Cap. Gains	19.25	(3.16)	(11.24)	10.84	7.96
Unrealized Cap. Gains	(3.51)	(10.76)	3.93	7.74	(2.46)
Others	3.45	0.97	2.32	1.61	3.57
Expense Ratio (Annld)	4.8%	4.5%	4.8%	4.7%	3.4%

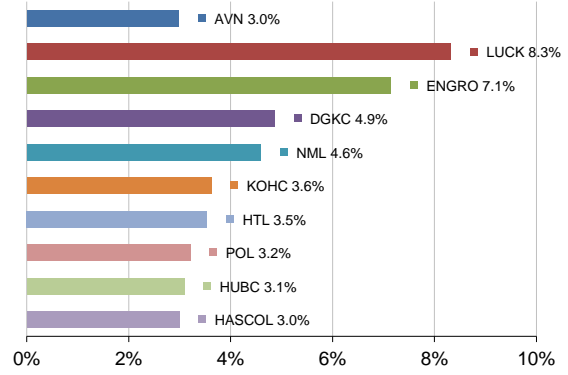
Asset Class Allocation



Portfolio Diversification Including TFC



Top Company Holdings Including TFC (% NAV)



Ranking Scale: MFR 5-Star (Top 10%), MFR 4-Star (Next 22.5%), MFR 3-Star (Next 35%), MFR 2-Star (Next 22.5%), MFR 1-Star (Last 10%)

* Calculated as the difference between fund return and risk free rate