

### Askari Equity Fund (Ticker: ASEF)

Managed by: Askari Investment Mangement

**Overview:** Askari Equity Fund was established under a trust deep executed between Askari Investment Management Limited as the Management Company and Central Depository Company of Pakistan (CDC) as the Trustee on 17 November 2011. The fund is listed on Islamabad Stock Exchange. The Objective of the fund is to provide equity investors a vehicle for their long term investment needs, capable of locking in capital appreciation and securing resable dividends from listed equity securities. M/s KPMG Taseer Hadi & Co. Chartered Accountants are the statutory auditors of the fund for the period

**Category**

Open-End Stock (< Rs. 1b)

**MFP Ranking - 1Yr**

30-Jun-17	31-Dec-16
★★	★
Below Average	Below Average

**Mgt. Quality Rating**

AM3+ By JCR-VIS

**Performance Date**

30-Jun-17

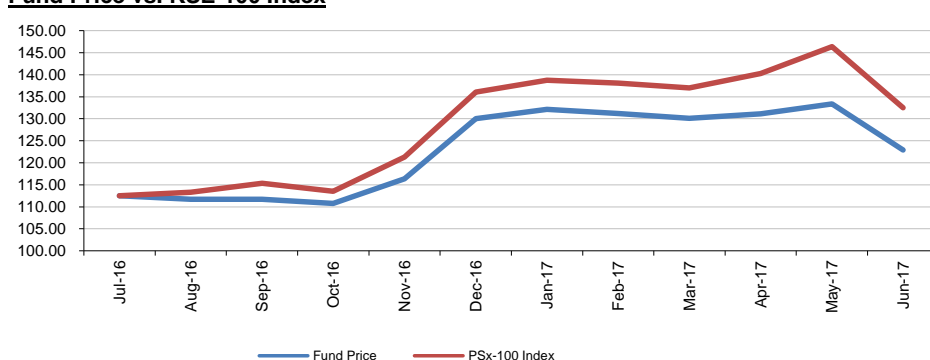
**Risk / Return Analysis (1yrs)**

<b>Return</b>	
Excess Return*	<b>8.72%</b>
Peer Average	19.30%
Peer Maximum	38.24%
Peer Minimum	8.72%

<b>Risk</b>	
Avg. Downside Risk	<b>1.00%</b>
Peer Average	1.04%
Peer Maximum	1.22%
Peer Minimum	0.86%

Peer Funds Count 7

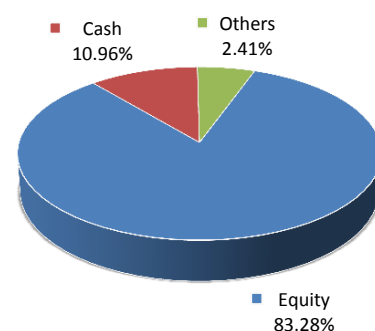
**Fund Price vs. KSE-100 Index**



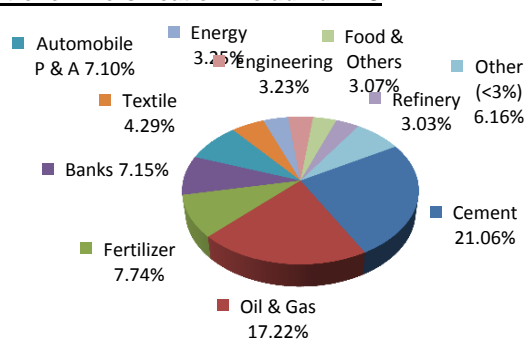
**History**

	30-Jun-15	31-Dec-15	30-Jun-16	31-Dec-16	30-Jun-17
MFP Ranking - 5Yrs	NA	NA	NA	NA	MFR-1 Star
MFP Ranking - 3Yrs	MFR-2 Star	MFR-3 Star	MFR-1 Star	MFR-1 Star	MFR-1 Star
MFP Ranking - 1Yr	MFR-3 Star	MFR-3 Star	MFR-1 Star	MFR-1 Star	MFR-2 Star
NAV (Rs.)	112.92	102.91	107.07	130.34	122.91
<b>Fund Size (Rs. M)</b>	<b>157.6</b>	<b>250.5</b>	<b>217.7</b>	<b>142.1</b>	<b>142.1</b>
Dividend (Rs.)	20.00	-	-	-	-
Bonus (%)	-	-	-	-	-
<b>Revenues (Rs. M)</b>	<b>30.74</b>	<b>(17.18)</b>	<b>0.71</b>	<b>34.60</b>	<b>28.51</b>
Dvidend Income	4.65	6.14	11.52	3.49	6.23
Realized Cap. Gains	25.56	(0.45)	(22.68)	17.64	23.29
Unrealized Cap. Gains	(1.04)	(23.69)	10.00	12.98	(1.90)
Other Income	1.58	0.83	1.86	0.49	0.89
Expense Ratio (Annldz)	6.3%	5.1%	4.8%	5.1%	4.1%

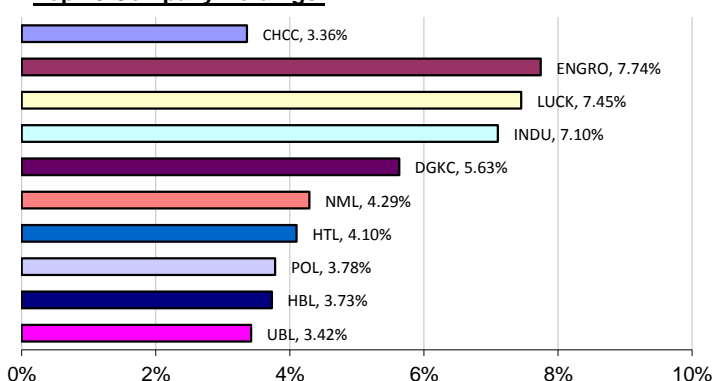
**Asset Class Allocation**



**Portfolio Diversification Including TFC**



**Top 10 Company Holdings**



Ranking Scale: MFR 5-Star (Top 10%), MFR 4-Star (Next 22.5%), MFR 3-Star (Next 35%), MFR 2-Star (Next 22.5%), MFR 1-Star (Last 10%)

\* Calculated as the difference between fund return and risk free rate