

Lakson Tactical Fund (Formerly Lakson asset Allocation Global Commodities Fund)

Managed by: Lakson Investments Limited

Category
OE-Asset Allocation Fund

Overview: Lakson Tactical Fund (Formerly Lakson Asset Allocation Global Commodities Fund) ("the Fund") was established under Trust Deed executed on May 30, 2011 between Lakson Investments Limited as its Management Company and Central Depository Company of Pakistan Limited (CDC) as its Trustee. The Fund is an open end mutual fund and is listed on Pakistan Stock Exchange Limited (Previously: Lahore Stock Exchange), BDO Ebrahim & Co. Chartered Accountants are the Auditors of Lakson Tactical Fund (Formerly Lakson Asset Allocation Global Commodities Fund).

MFP Ranking - 1Yr
31-Dec-16 30-Jun-16
★★★ ★★★★★
Average Good

Mgt. Quality Rating
-

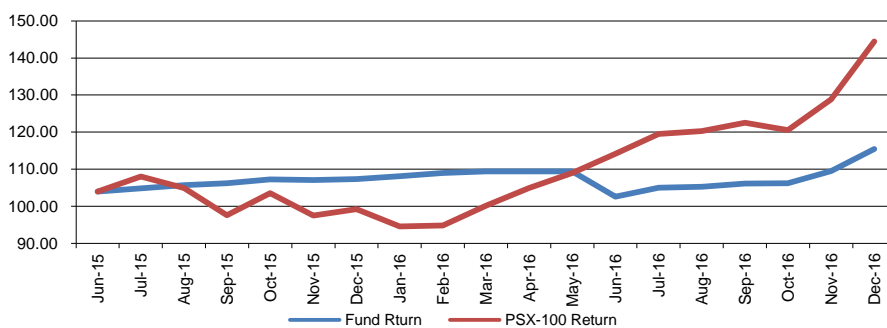
Performance Date
31-Dec-16

Risk / Return Analysis (1 yr)

Return
Excess Return* **10.01%**
Peer Average 14.05%
Peer Maximum 32.43%
Peer Minimum -1.28%

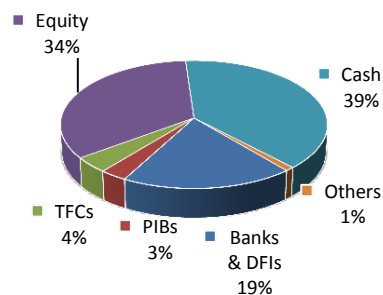
Risk
Avg. Downside Risk **0.16%**
Peer Average 0.57%
Peer Maximum 2.05%
Peer Minimum 0.16%
Peer Funds Count 8

Fund Price vs. KSE-100 Index

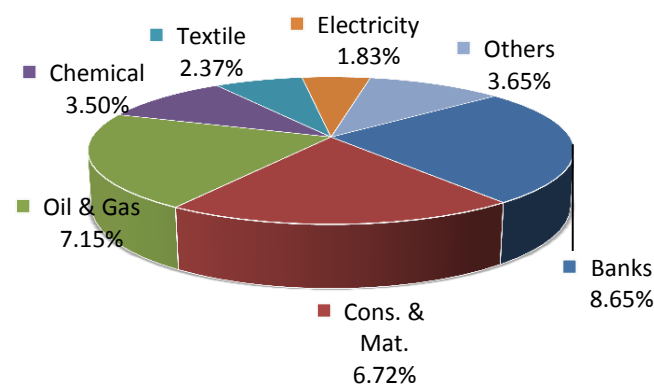


History	30-Jun-15	31-Dec-15	30-Jun-16	31-Dec-16
MFP Ranking - 5Yr	NA	NA	NA	MFR-2 Star
MFP Ranking - 3Yr	NA	NA	MFR-3 Star	MFR-2 Star
MFP Ranking - 1Yr	NA	NA	MFR-4 Star	MFR-3 Star
NAV (Rs.)	103.97	107.30	102.62	115.42
Fund Size (Rs. M)	186.1	190.0	661.0	1,544.0
Dividend (Rs.)	5.10	-	8.33	-
Bonus (%)	-	-	-	-
Revenues (Rs. M)	23.4	8.5	25.2	202.5
Dividend Income	-	-	0.9	13.3
Realized Cap. Gains	0.2	(0.6)	4.2	-
Unrealized Cap. Gains	5.6	1.5	3.7	82.1
Other Income	17.6	7.6	16.3	107.1
Expense Ratio (Annldz)	2.8%	2.6%	2.3%	1.9%

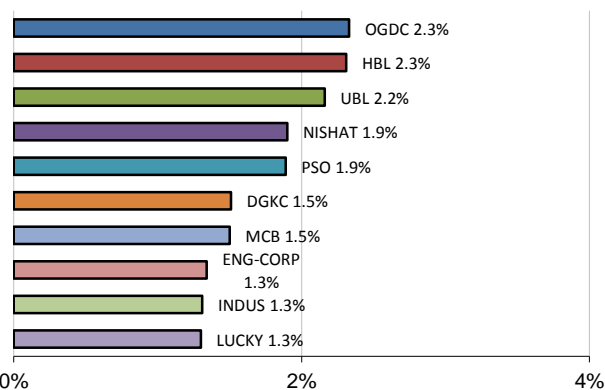
Asset Class Allocation



Portfolio Diversification Including TFC



Top 10 Holdings (% Total Assets)



Ranking Scale: MFR 5-Star (Top 10%), MFR 4-Star (Next 22.5%), MFR 3-Star (Next 35%), MFR 2-Star (Next 22.5%), MFR 1-Star (Last 10%)
^ Calculated as the difference between fund return and risk free rate