

First Habib Stock Fund (Ticker: FHSF)

Managed by: Habib Asset Management Limited

Category	
Open-End Stock	
MFP Ranking - 1Yr	
30-Jun-18	31-Dec-17
★★★	★★★
Average	Average
Mgt. Quality Rating	
-	
Performance Date	
30-Jun-18	

Overview: First Habib Stock Fund (FHSF) was established under a Trust Deed executed between Habib Asset Management Limited (HAML) as Management Company and Central Depository Company of Pakistan Limited as Trustee. FHSF is an open end mutual fund and is listed on the Pakistan Stock Exchange. M/s KPMG Taseer Hadi & co, Chartered Accountants are the statutory auditor of the fund for the period.

Risk / Return Analysis (1 yr)

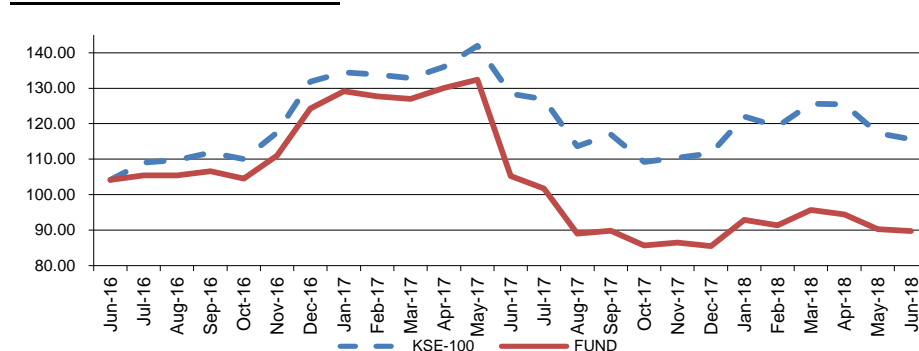
Return

Excess Return*	-20.69%
Peer Average	-23.33%
Peer Maximum	-17.36%
Peer Minimum	-29.40%

Risk

Avg. Downside Risk	2.61%
Peer Average	2.82%
Peer Maximum	3.29%
Peer Minimum	2.37%
Peer Funds Count	7

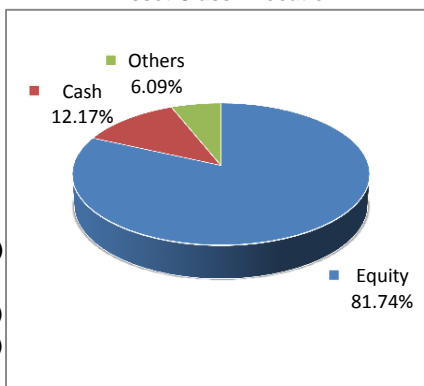
Fund Price vs. KSE-100 Index



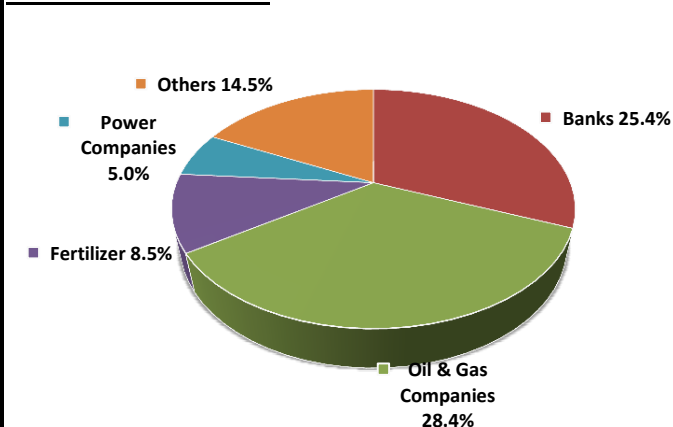
History

	30-Jun-16	31-Dec-16	30-Jun-17	31-Dec-17	30-Jun-18
MFP Ranking - 5Yr	MFR-1 Star	MFR-1 Star	MFR-2 Star	MFR-2 Star	MFR-3 Star
MFP Ranking - 3Yr	MFR-3 Star	MFR-4 Star	MFR-3 Star	MFR-3 Star	MFR-3 Star
MFP Ranking - 1Yr	MFR-2 Star	MFR-3 Star	MFR-3 Star	MFR-3 Star	MFR-3 Star
NAV (Rs.)	104.21	124.29	105.25	85.50	89.77
Fund Size (Rs. M)	132.7	128.1	207.0	128.9	137.4
Dividend (Rs.)	4.10	-	16.0	-	-
Bonus (%)	-	-	-	-	-
Revenues (Rs. M)	16.6	31.3	18.6	(44.28)	(33.93)
Dividend Income	7.4	2.61	6.3	3.6	6.8
Realized Cap. Gains	3.2	11.2	22.0	(35.7)	(37.8)
Unrealized Cap. Gains	4.3	14.7	(10.3)	(13.0)	(4.3)
Other Income	1.8	2.8	0.7	0.7	1.3

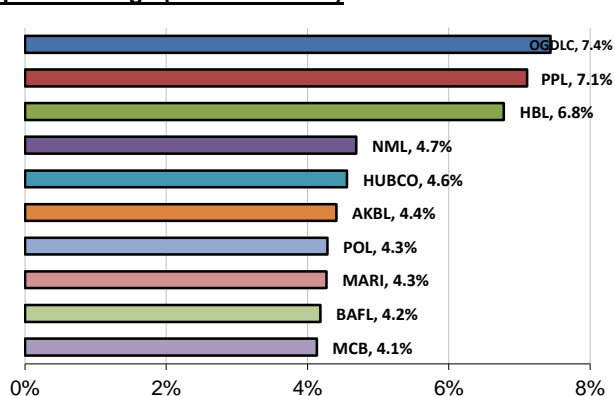
Asset Class Allocation



Portfolio Diversification



Top 10 Holdings (% Total Assets)



Ranking Scale: MFR 5-Star (Top 10%), MFR 4-Star (Next 22.5%), MFR 3-Star (Next 35%), MFR 2-Star (Next 22.5%), MFR 1-Star (Last 10%)

* Calculated as the difference between fund return and risk free rate