

**Askari Asset Allocation Fund (Ticker: ASAAF)**

Managed by: Askari Investment Management Limited

**Overview:** Askari Asset Allocation Fund was established under a Trust deed executed between Askari Investment Management Limited as the Management Company and the Central Depository Company Of Pakistan Limited (CDC) as the Trustee on 17 January 2007. The fund is listed on the Islamabad Stock Exchange Limited. The objective of the Fund is to invest in equity securities as well as debt securities including government securities, commercial papers and various other money market instruments. M/s KPMG Taseer Hadi & Co. Chartered Accountants are the statutory auditors of the fund for the period.

**Category**  
Open-End Asset Allocation

**MFP Ranking -5 Years**  
31-Dec-16 30-Jun-16  
★★★ ★★★  
Average Average

**Mgt. Quality Rating**  
AM3+ By JCR-VIS

**Performance Date**  
31-Dec-16

**Risk / Return Analysis (1 yr)**

Return

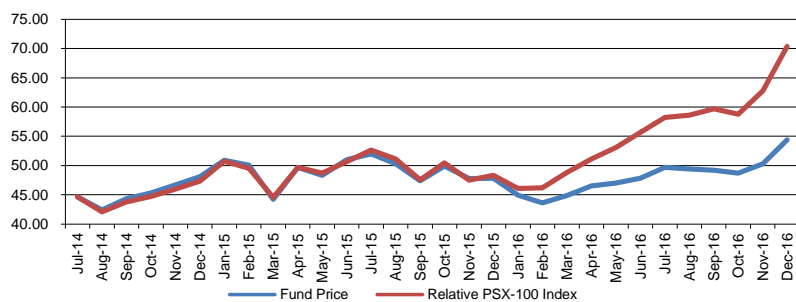
Excess Return*	<b>7.36%</b>
Peer Average	14.11%
Peer Maximum	32.43%
Peer Minimum	-1.28%

Risk

Avg. Downside Risk	<b>1.12%</b>
Peer Average	0.57%
Peer Maximum	2.05%
Peer Minimum	0.16%

Peer Funds Count 8

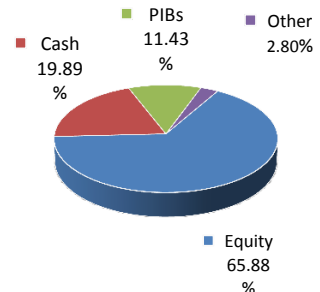
**Fund Price vs. KSE-100 Index**



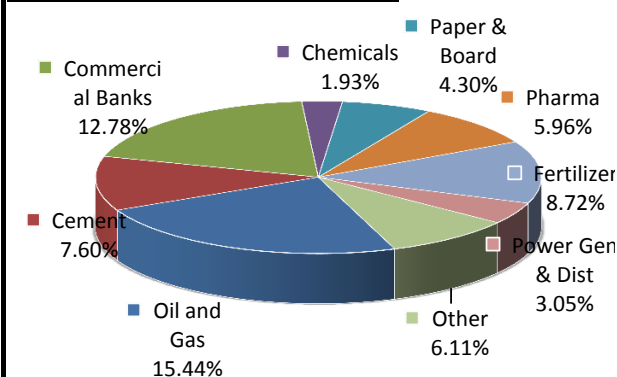
History

	31-Dec-14	30-Jun-15	31-Dec-15	30-Jun-16	31-Dec-16
<b>MFP Ranking - 5Yr</b>	NA	MFR-5 Star	MFR-2 Star	MFR-3 Star	MFR-3 Star
<b>MFP Ranking - 3Yr</b>	NA	MFR-3 Star	MFR-2 Star	MFR-2 Star	MFR-2 Star
<b>MFP Ranking - 1Yr</b>	NA	MFR-2 Star	MFR-1 Star	MFR-2 Star	MFR-2 Star
NAV (Rs.)	56.0	51.03	47.8	47.8	54.4
<b>Fund Size (Rs. M)</b>	<b>313.6</b>	<b>304.2</b>	<b>294.0</b>	<b>251.9</b>	<b>209.4</b>
Dividend (Rs.)	0.4	8.0	-	-	-
Bonus (%)	-	-	-	-	-
<b>Revenues (Rs. M)</b>	<b>34.03</b>	<b>57.29</b>	<b>(13.63)</b>	<b>(10.41)</b>	<b>32.57</b>
Dividend Income	4.58	10.71	7.67	11.93	3.17
Realized Cap. Gains	22.29	53.98	1.07	(30.29)	14.32
Unrealized Cap. Gains	1.55	(15.18)	(24.04)	4.19	12.83
Others	5.61	7.78	1.67	3.75	2.26
Expense Ratio (Annlnzd)	4.4%	4.4%	4.1%	4.2%	4.0%

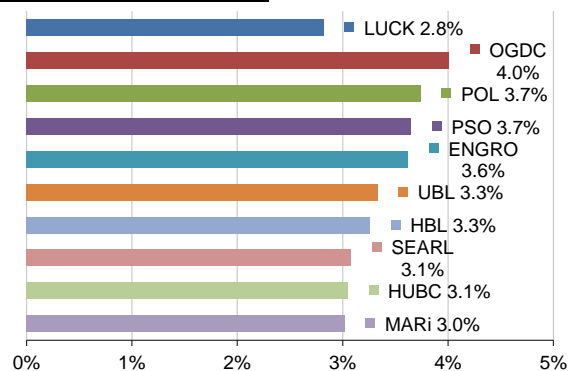
**Asset Class Allocation**



**Portfolio Diversification Including TFC**



**Top 10 Company Holdings**



Ranking Scale: MFR 5-Star (Top 10%), MFR 4-Star (Next 22.5%), MFR 3-Star (Next 35%), MFR 2-Star (Next 22.5%), MFR 1-Star (Last 10%)

\* Calculated as the difference between fund return and risk free rate