

Askari Asset Allocation Fund (Ticker: ASAAF)

Managed By: Pak Oman Asset Management Company Limited

Overview: Askari Asset Allocation Fund was established under a Trust deed executed between Askari Investment Management Limited as the Management Company and the Central Depository Company Of Pakistan Limited (CDC) as the Trustee on 17 January 2007. The fund is listed on the Islamabad Stock Exchange Limited. The objective of the Fund is to Invest in equity securities as well as debt securities including government securities, commercial papers and various other money market instruments. M/s KPMG Taseer Hadi & Co. Chartered Accountants are the statutory auditors of the fund for the period.

Category
Open-End Asset Allocation

MFP Ranking -1 Year
30-Jun-18 31-Dec-17
★★ ★★

Below Avg. Below Avg.

Mgt. Quality Rating

Performance Date

30-Jun-18

Risk / Return Analysis (1 yr)

Return

Excess Return* **-24.83%**
Peer Average -13.68%
Peer Maximum 7.07%
Peer Minimum -27.68%

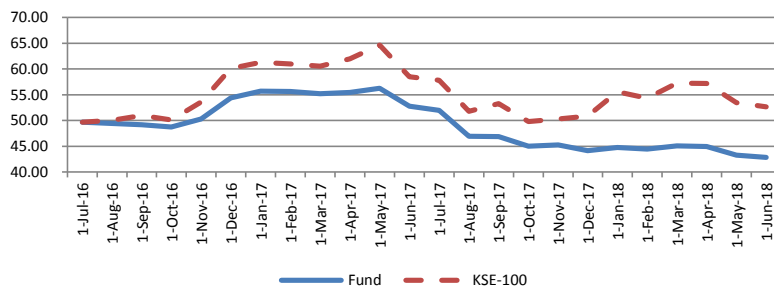
Risk

Avg. Downside Risk **2.22%**
Peer Average 1.61%
Peer Maximum 3.23%
Peer Minimum 0.13%

Peer Funds Count

11 Source: PSX, Fund Manager Report

Fund Price vs. KSE-100 Index

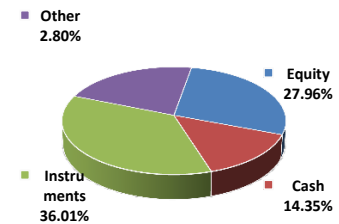


History

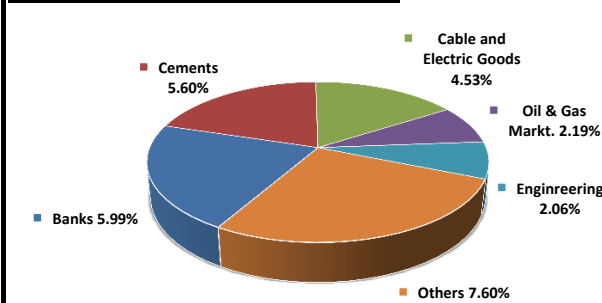
	30-Jun-16	31-Dec-16	30-Jun-17	31-Dec-17	30-Jun-18
MFP Ranking - 5Yr	MFR-3 Star	MFR-3 Star	MFR-2 Star	MFR-2 Star	MFR-2 Star
MFP Ranking - 3Yr	MFR-2 Star	MFR-2 Star	MFR-2 Star	MFR-2 Star	MFR-2 Star
MFP Ranking - 1Yr	MFR-2 Star	MFR-2 Star	MFR-2 Star	MFR-2 Star	MFR-2 Star
NAV (Rs.)	47.8	54.4	52.8	44.2	42.8
Fund Size (Rs. M)	251.9	209.4	201.3	152.0	161.3
Dividend (Rs.)	-	-	0.1	-	-
Bonus (%)	-	-	-	-	-
Revenues (Rs. M)	(10.41)	32.57	26.51	(26.84)	(28.97)
Dividend Income	11.93	3.17	5.83	3.20	5.23
Realized Cap. Gains	(30.29)	14.32	19.47	(31.16)	(35.10)
Unrealized Cap. Gains	4.19	12.83	(2.97)	(1.00)	(4.64)
Others Income	3.75	2.26	4.18	2.11	5.54
Expense Ratio (Annld)	4.2%	4.7%	2.2%	4.3%	4.5%

Source: Financial Statement of the Fund

Asset Class Allocation

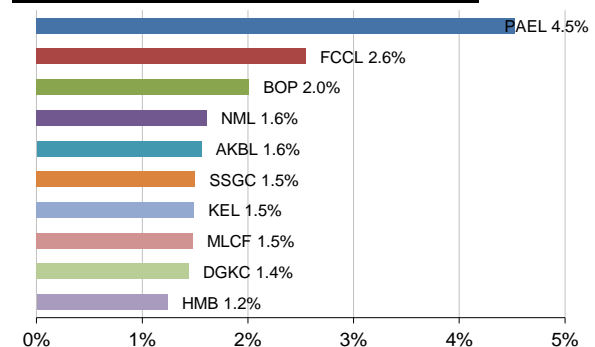


Portfolio Diversification Including TFC



Source: Fund Manager Report

Top 10 Company Holdings (% of Total Assets)



Source: Fund Manager Report

Ranking Scale: MFR 5-Star (Top 10%), MFR 4-Star (Next 22.5%), MFR 3-Star (Next 35%), MFR 2-Star (Next 22.5%), MFR 1-Star (Last 10%)

* Calculated as the difference between fund return and risk free rate