

**Askari Islamic Asset Allocation Fund (Ticker: ASIAAF)**  
 Managed by: Pak Oman Asset Management Company Limited

**Category**  
 Open-End Islamic Asset Allocation

**MFP Ranking - 1 Year**  
 30-Jun-18 31-Dec-17  
 ★★ ★★  
 Below Avg. Average

**Mgt. Quality Rating**  
 -

**Performance Date**  
 30-Jun-18

**Overview:** Askari Islamic Asset Allocation Fund was established under the Non Banking Finance Companies (Establishment and Regulation) Rules, 2013 (the NBFC Rules). It was registered under a Trust deed executed between Askari Investment Management Limited as the Management Company and MCB Financial Services Limited as the trustee on 26 August 2008. As per the offering document, the Fund shall invest in shariah compliant equities and debt securities and other shariah compliant instruments including shariah compliant securities available outside Pakistan as approved by the Shariah Advisor and SECP from time to time. The fund is listed on Islamabad Stock Exchange. M/s KPMG Taseer Hadi & Co. Chartered Accountants are the statutory auditors of the fund for the period.

**Risk / Return Analysis (1 yr)**

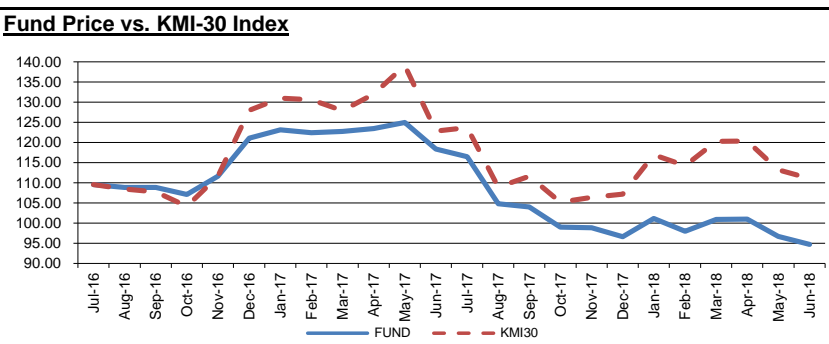
**Return**

Excess Return*	-25.99%
Peer Average	-16.75%
Peer Maximum	-6.77%
Peer Minimum	-27.37%

**Risk**

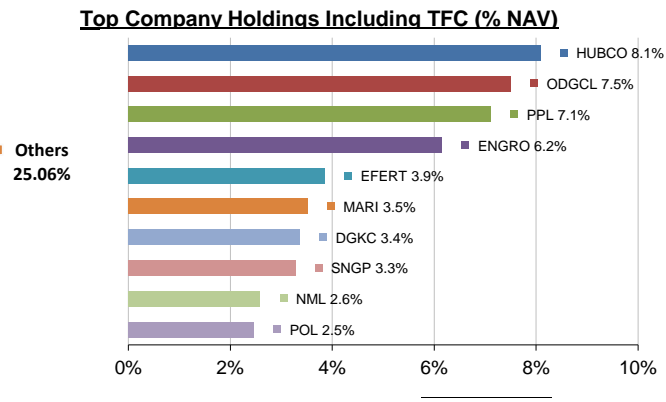
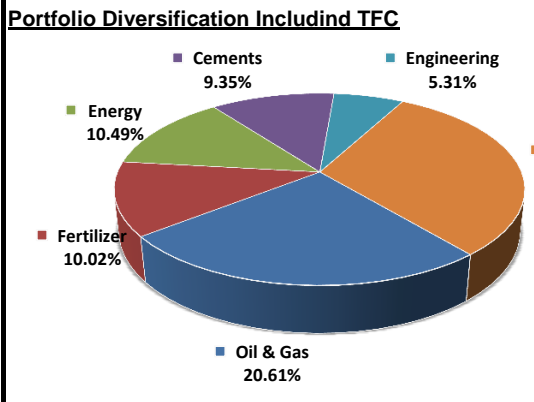
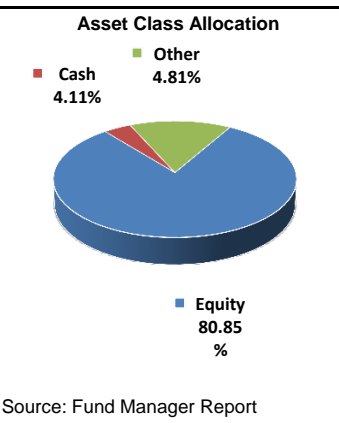
Avg. Downside Risk	2.64%
Peer Average	1.85%
Peer Maximum	2.71%
Peer Minimum	0.78%

Peer Funds Count 10 Source: PSX, Fund Manager Report



**History**

	30-Jun-16	31-Dec-16	30-Jun-17	31-Dec-17	30-Jun-18
MFP Ranking - 5Yr	MFR-1 Star	MFR-2 Star	MFR-2 Star	MFR-1 Star	MFR-1 Star
MFP Ranking - 3Yr	MFR-1 Star	MFR-1 Star	MFR-1 Star	MFR-1 Star	MFR-1 Star
MFP Ranking - 1Yr	MFR-1 Star	MFR-3 Star	MFR-3 Star	MFR-2 Star	MFR-2 Star
NAV (Rs.)	104.7	121.1	118.4	96.7	94.7
Fund Size (Rs. M)	141.8	138.1	110.0	105.1	117.2
Dividend (Rs.)	-	-	15.0	-	-
Bonus (%)	-	-	-	-	-
Revenues (Rs. M)	0.84	22.29	10.56	-16.13	-17.27
Dividend Income	5.84	2.10	1.49	2.00	4.25
Realized Cap. Gains	(11.24)	10.84	7.96	(17.16)	(14.55)
Unrealized Cap. Gains	3.93	7.74	(2.46)	(1.99)	(9.19)
Others	2.32	1.61	3.57	1.01	2.22
Expense Ratio (Annldz)	4.8%	4.7%	3.4%	5.5%	4.4%



Source: Financial Statement of the Fund

Ranking Scale: MFR 5-Star (Top 10%), MFR 4-Star (Next 22.5%), MFR 3-Star (Next 35%), MFR 2-Star (Next 22.5%), MFR 1-Star (Last 10%)

\* Calculated as the difference between fund return and risk free rate

Note: JCR-VIS' mutual fund rating/ranking is not a recommendation to buy, sell, or hold any fund, in as much as it does not comment as to suitability for a particular investor.