

**Lakson Asset Allocation Developed Markets Fund (LAADMF)**

**Managed by: Lakson Investments Limited**

**Category**

OE-Asset Allocation Fund

**Overview:** The Lakson Asset Allocation Developed Markets Fund (LAADMF) is managed by Lakson Investment Limited and Central Depository Company of Pakistan Limited (CDC) act as the Trustee. M/s KPMG Taseer Hadi and Co. Chartered Accountants are the statutory auditor of the fund for the period.

**MFP Ranking - 1Yr**

30-Jun-18 31-Dec-17

★★★★★ ★★★★★

Very Good Very Good

**Mgt. Quality Rating**

-

**Performance Date**

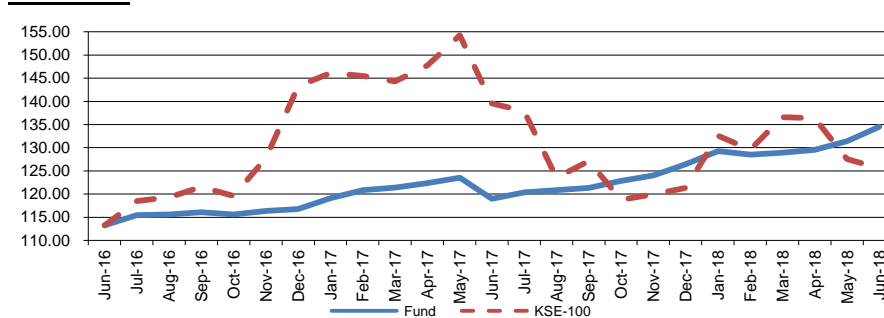
30-Jun-18

The investment objective of the LAADMF is to provide long-term capital appreciation by investing in a mix of domestic debt and developed markets securities. Benchmark performance of the LAADMF is calculated through Weighted average daily return of 6M KIBOR and the MSCI World Index based on the Scheme's actual proportion in the debt securities and developed market securities

**Risk / Return Analysis (1 yr)**

<b>Return</b>	
Excess Return*	7.07%
Peer Average	-13.68%
Peer Maximum	7.07%
Peer Minimum	-27.68%

**Fund Price**



**Risk**

<b>Avg. Downside Risk</b>	0.13%
Peer Average	1.61%
Peer Maximum	3.23%
Peer Minimum	0.13%

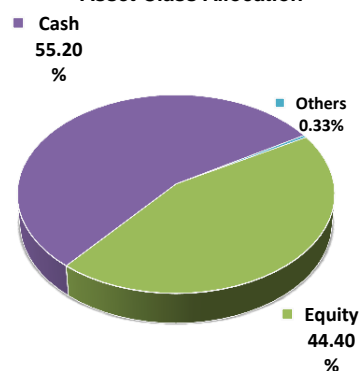
**Peer Funds Count**

11 Source: PSX, Fund Manager Report

**History**

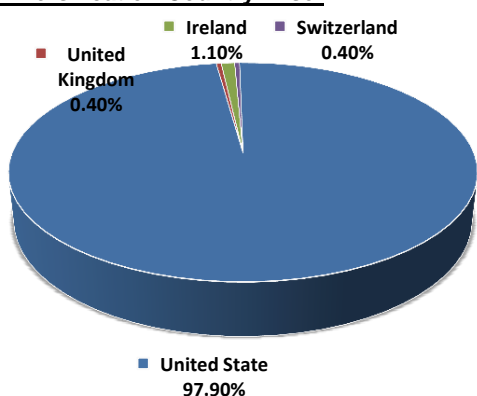
	31-Dec-13	30-Jun-14	31-Dec-14	31-Dec-17	30-Jun-18
<b>MFP Ranking - 5Yr</b>	NA	NA	MFR-2 Star	MFR-4 Star	MFR-5 Star
<b>MFP Ranking - 3Yr</b>	NA	NA	MFR-2 Star	MFR-5 Star	MFR-5 Star
<b>MFP Ranking - 1Yr</b>	1-Star	1-Star	MFR-3 Star	MFR-5 Star	MFR-5 Star
<b>NAV (Rs.)</b>	106.69	109.92	118.95	126.45	134.49
<b>Fund Size (Rs. M)</b>	584.0	598.0	586.0	277.0	219.0
<b>Dividend (Rs.)</b>	7.37	-	4.56	-	-
<b>Bonus (%)</b>	-	-	-	-	-
<b>Revenues (Rs. M)</b>	73.1	27.3	16.0	18.0	25.5
Dividend Income	2.8	1.6	1.0	0.4	0.7
Realized Cap. Gains	(0.2)	4.8	2.8	(0.5)	(0.5)
Unrealized Cap. Gains	31.6	1.5	10.9	8.6	8.6
Other Income	32.1	19.4	1.3	9.4	16.7
<b>Expense Ratio (Annldz)</b>	3.2%	3.4%	1.4%	2.6%	1.7%

**Asset Class Allocation**



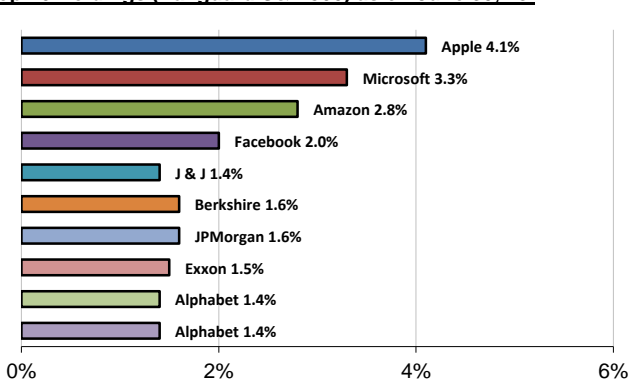
Source: Financial Statement of the Fund

**Portfolio Diversification Country Wise:**



Source: Fund Manager Report

**Top 10 Holdings (Vanguard S&P 500) as on June 30, 18**



Source: Fund Manager Report

**Ranking Scale:** MFR 5-Star (Top 10%), MFR 4-Star (Next 22.5%), MFR 3-Star (Next 35%), MFR 2-Star (Next 22.5%), MFR 1-Star (Last 10%)

\* Calculated as the difference between fund return and risk free rate