

Lakson Islamic Tactical Fund (Formerly Lakson asset Allocation Emerging Market Fund)

Managed by: Lakson Investments Limited

Category

OE-Islamic Asset Allocation

MFP Ranking - 1Yr

31-Dec-16 30-Jun-16

★★★ ★★★

Average Average

Mgt. Quality Rating

-

Performance Date

31-Dec-16

Overview: Lakson Islamic Tactical Fund (Formerly Lakson Asset Allocation Emerging Market Fund) (the "Fund") was established under Trust Deed Executed on the May 30,2011 between Lakson Investment Limited as its Management Company and Central Depository Company of Pakistan Limited (CDC) as its Trustee. The Fund is an Open end mutual fund and is listed on Pakistan Stock Exchange (Previously: Lahore Stock Exchange), BDO Ebrahim & Co Chartered Accountants are the Auditors of Lakson Islamic Tactical Fund (Formerly Lakson Asset Allocation Emerging Market Fund).

Risk / Return Analysis (1 yr)

Return

| | |
|----------------|--------------|
| Excess Return* | 2.85% |
| Peer Average | 16.88% |
| Peer Maximum | 29.65% |
| Peer Minimum | 2.90% |

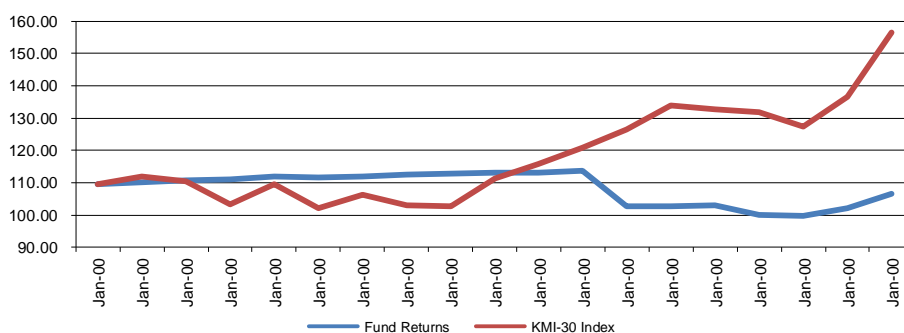
Risk

| | |
|--------------------|--------------|
| Avg. Downside Risk | 0.22% |
| Peer Average | 0.61% |
| Peer Maximum | 1.49% |
| Peer Minimum | 0.22% |

Peer Funds Count

6

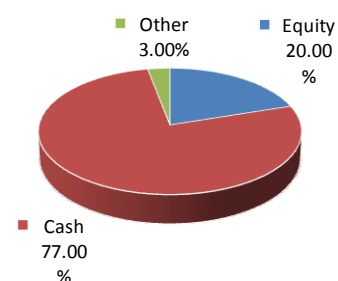
Fund Price vs. KMI-30 Index



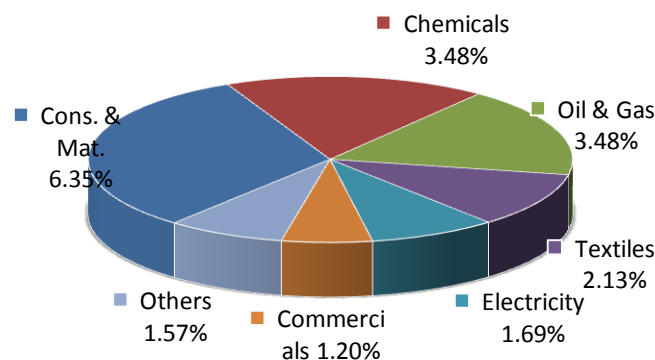
History

| | 30-Jun-15 | 31-Dec-15 | 30-Jun-16 | 31-Dec-16 |
|------------------------|-----------|-----------|------------|------------|
| MFP Ranking - 5Yr | NA | NA | NA | MFR-2 Star |
| MFP Ranking - 3Yr | NA | NA | MFR-2 Star | MFR-2 Star |
| MFP Ranking - 1Yr | NA | NA | MFR-3 Star | MFR-3 Star |
| NAV (Rs.) | 109.50 | 111.81 | 102.58 | 106.55 |
| Fund Size (Rs. M) | 102 | 99.0 | 101.0 | 126.0 |
| Dividend (Rs.) | - | - | 11.75 | 2.90 |
| Bonus (%) | - | - | - | - |
| Revenues (Rs. M) | 10.9 | 3.9 | 9.0 | 8.06 |
| Dividend Income | - | - | - | 0.3 |
| Realized Cap. Gains | 1.2 | 0.0 | (0.1) | 0 |
| Unrealized Cap. Gains | 1.9 | 0.3 | 1.1 | 3.3 |
| Other Income | 7.8 | 3.6 | 7.9 | 4.4 |
| Expense Ratio (Annldz) | 4.4% | 3.4% | 3.5% | 3.5% |

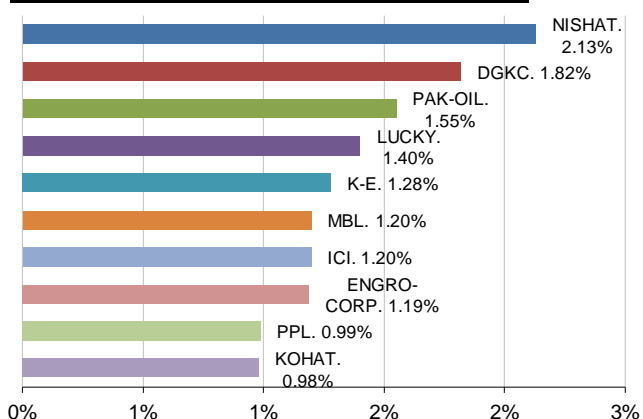
Asset Class Allocation



Portfolio Diversification Including TFC



Top Company Holdings Including TFC (% NAV)



Ranking Scale: MFR 5-Star (Top 10%), MFR 4-Star (Next 22.5%), MFR 3-Star (Next 35%), MFR 2-Star (Next 22.5%), MFR 1-Star (Last 10%)

* Calculated as the difference between fund return and risk free rate